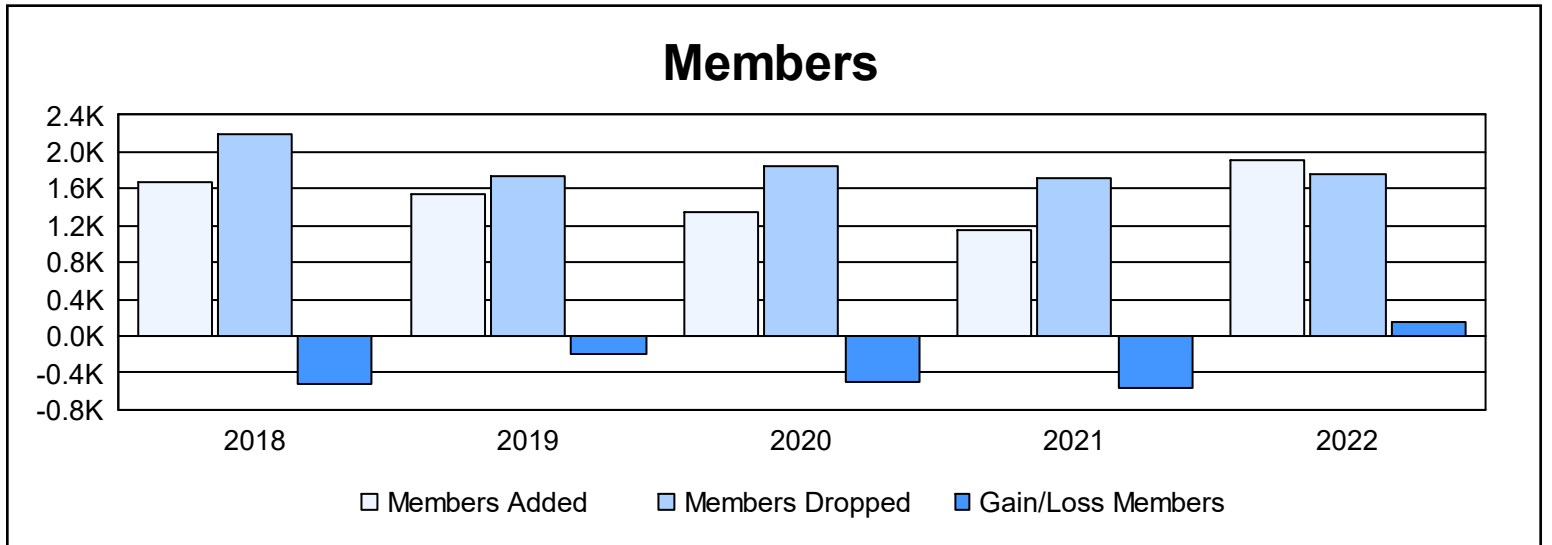
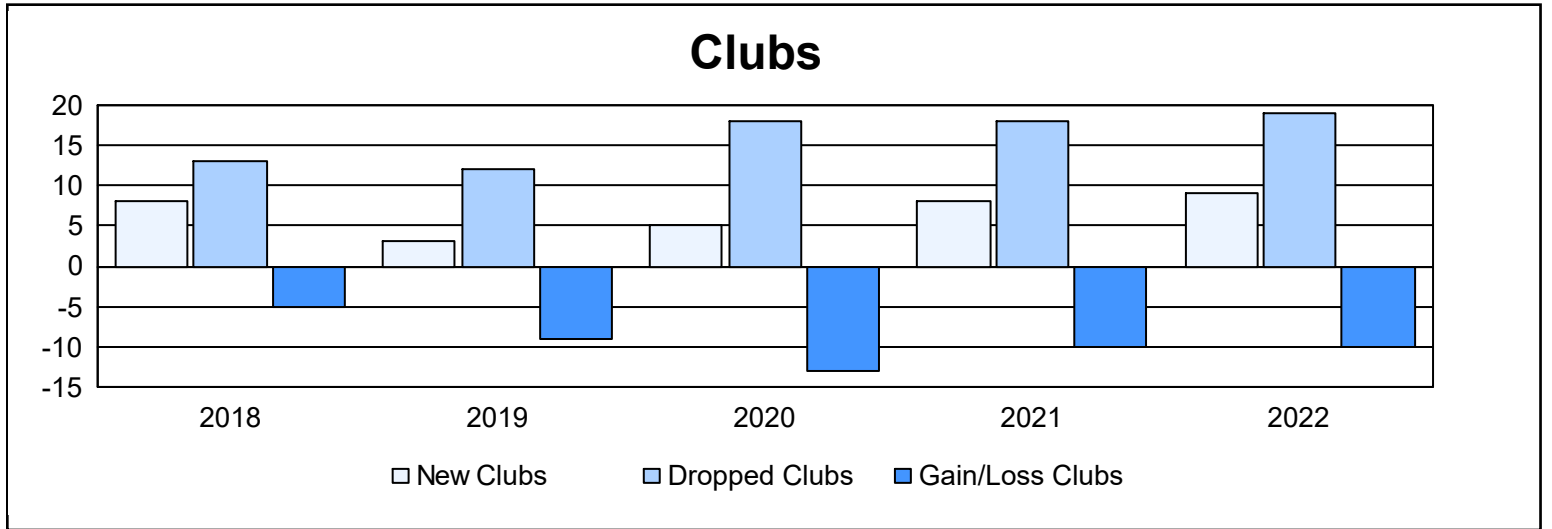
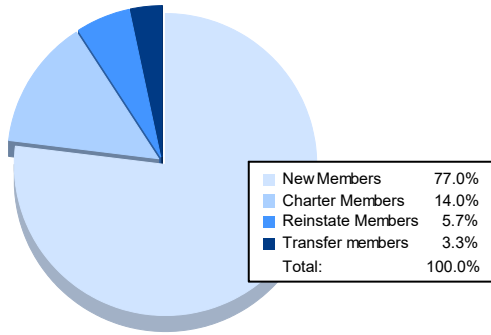


Year	New Clubs	Dropped Clubs	Gain/Loss Clubs	New Members	Charter Members	Reinstate Members	Transfer Members	Total Member Added	Total Members Dropped	Gain/Loss Members
2017-2018	8	13	-5	1,321	223	72	55	1,671	2,188	-517
2018-2019	3	12	-9	1,227	138	70	106	1,541	1,736	-195
2019-2020	5	18	-13	993	173	73	99	1,338	1,839	-501
2020-2021	8	18	-10	808	216	91	36	1,151	1,717	-566
2021-2022	9	19	-10	1,473	268	110	63	1,914	1,758	156
Average	7	16	-9	1,164	204	83	72	1,523	1,848	-325



Membership Composition June 2022 Cumulative



Gender Composition June 2022 Cumulative

